


# LUNG CANCER IN APPALACHIA

EDEN WILLIAMS



## LUNG CANCER FACTS

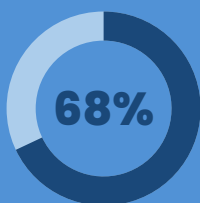
### 1 OUT OF 5

of all cancer deaths are from lung and bronchus cancer. 12% of all cancer diagnoses are lung and bronchus cancer.

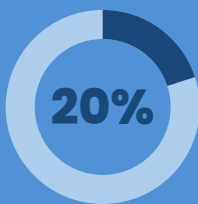


Appalachian region is highlighted.

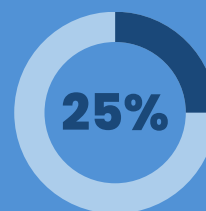
### STATISTICS



Of those with lung cancer are 65+



Of Appalachian residents smoke cigarettes



Is the mortality rate of Appalachian residents with lung cancer

People who smoke are

**30**  
**times**

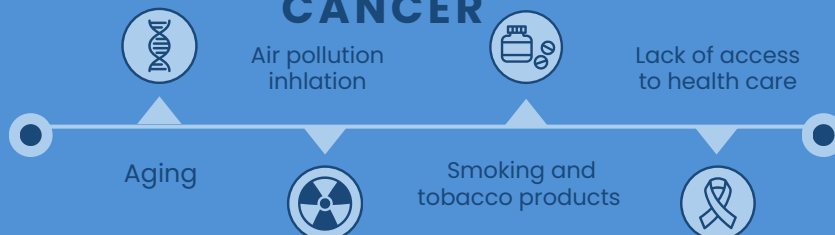
more likely to develop lung cancer

### Coal Mining in Appalachia

Coal mining is very prominent in Appalachia and can lead to an increased risk in lung cancer incidence and mortality from the inhalation of coal dust and crystalline silica released into the air.



### RISK FACTORS FOR LUNG CANCER



### Coal Mining and Lung Cancer

Over 20% of all coal miners in Appalachia have Coal Worker's Pneumoconiosis (CWP), which is a precursor for lung cancer. CWP is caused from the poor working conditions and environments that the worker are placed in.

